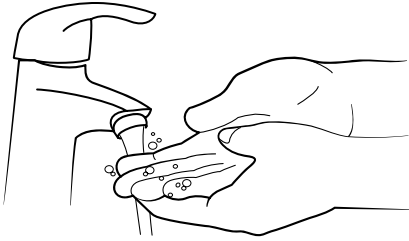


Jar Instructions

**1.**

Wash your hands thoroughly with soap and water and dry them completely.

**2.**

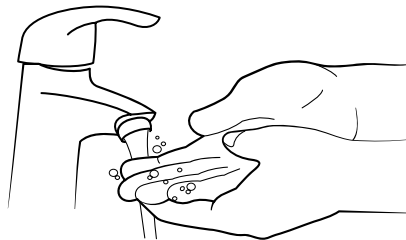
Twist the lid counter-clockwise to open the jar and expose the medication.

**3.**

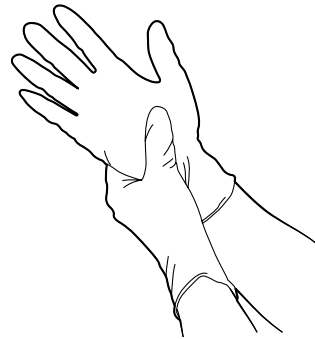
Extract prescribed amount of medication and apply as directed.

**4.**

Replace and twist the lid and ensure it is tightly sealed for storage.

**5.**

Wash your hands thoroughly with soap and water and dry them completely.



You may want to use gloves to protect your hands or to prevent contamination of the medication during application.