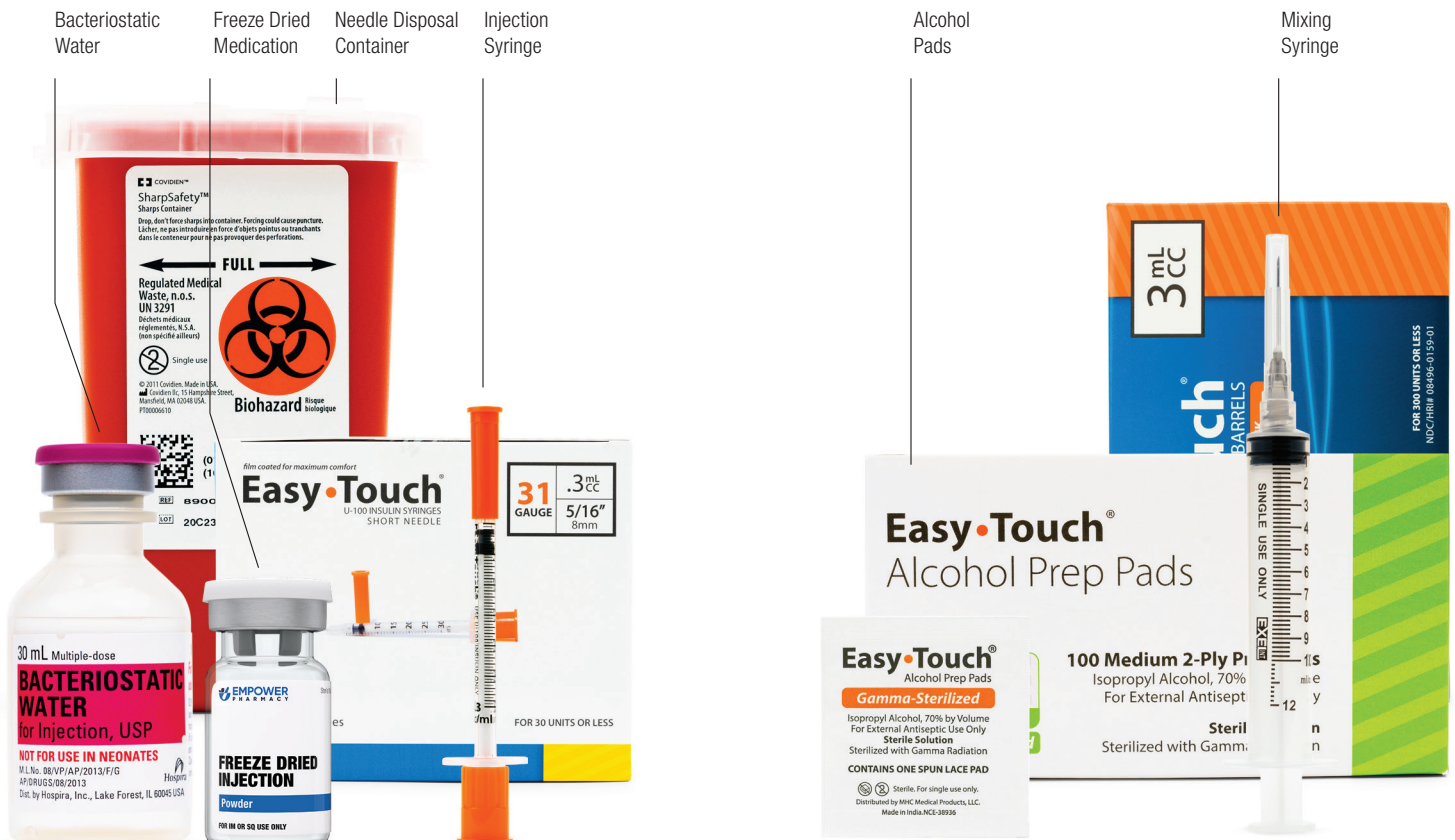
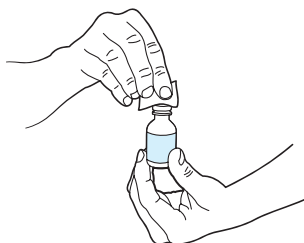


# Reconstitution Instructions

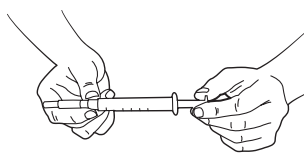




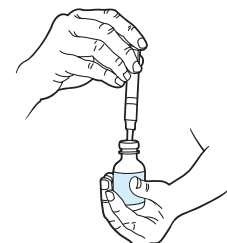
**1** Wash hands thoroughly and assemble the necessary supplies on a clean surface.



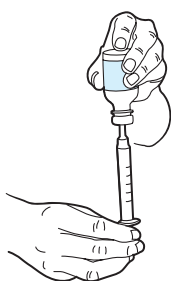
**2** Remove the plastic caps from the vials containing the Freeze Dried Medication and Bacteriostatic Water. Wipe the tops of the vials with alcohol pads and let dry.



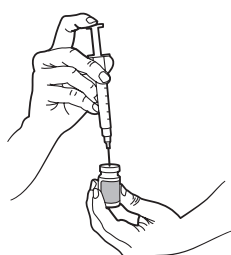
**3** Using the provided mixing syringe, TIGHTEN THE NEEDLE TO THE HUB then pull back the plunger to the volume to be reconstituted.



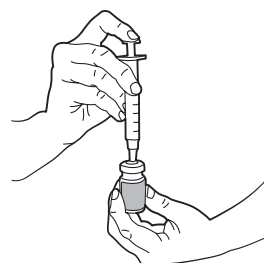
**4** Insert the needle into the Bacteriostatic Water and push the plunger in.



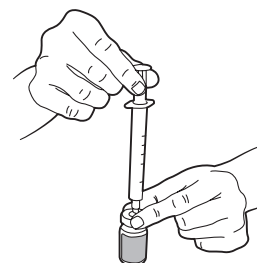
**5** Draw out the amount of Bacteriostatic Water directed on your prescription by slowly pulling the plunger back. *Any excess Bacteriostatic Water should be discarded 28 days from use (date of being opened or punctured).*



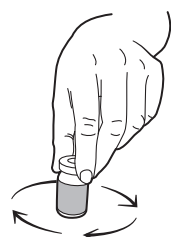
**6** Remove the needle from the Bacteriostatic Water vial and insert it into the vial containing the Freeze Dried Medication.



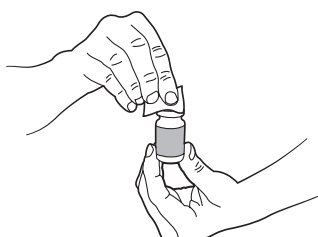
**7** Slowly push in the plunger to transfer the Bacteriostatic Water within the syringe into the vial containing the Freeze Dried Medication.



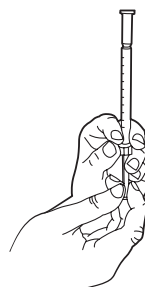
**8** Draw out the same volume of air that was injected from the vial containing the Freeze Dried Medication before removing the needle. This will keep the pressure equal within the vial.



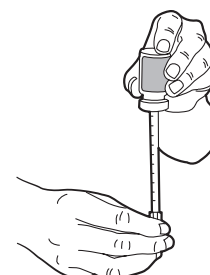
**9** Swirl the vial until the solution is clear.



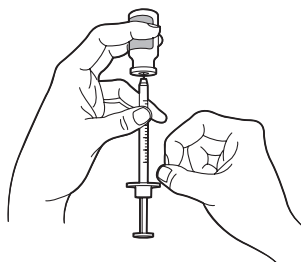
**10** Please note that prior to inserting the syringe into the vial you should first wipe the top of the vial with an alcohol pad.



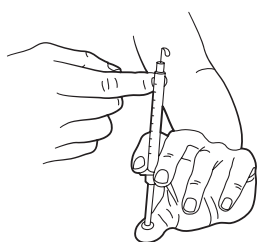
**11** Obtain a new injection syringe. Bring air into the syringe by pulling back the plunger to the amount of volume to be injected then remove the cap of the syringe.



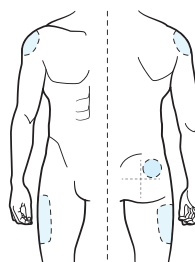
**12** Insert the needle into the vial containing the Medication. Push the plunger in and turn the syringe with the vial upside down. Pull back the plunger to transfer the desired amount of liquid into the syringe.



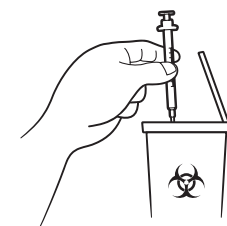
**13** Remove the needle from the vial containing the Medication then point the needle up and gently tap on the syringe until all bubbles rise to the top.



**14** To expell air bubbles contained within the syringe slowly push the plunger until a small drop forms on the tip of the needle.



**15** Choose an injection site recommended by your physician.



**16** Discard the syringe and any other supplies containing needles into the needle disposal container.